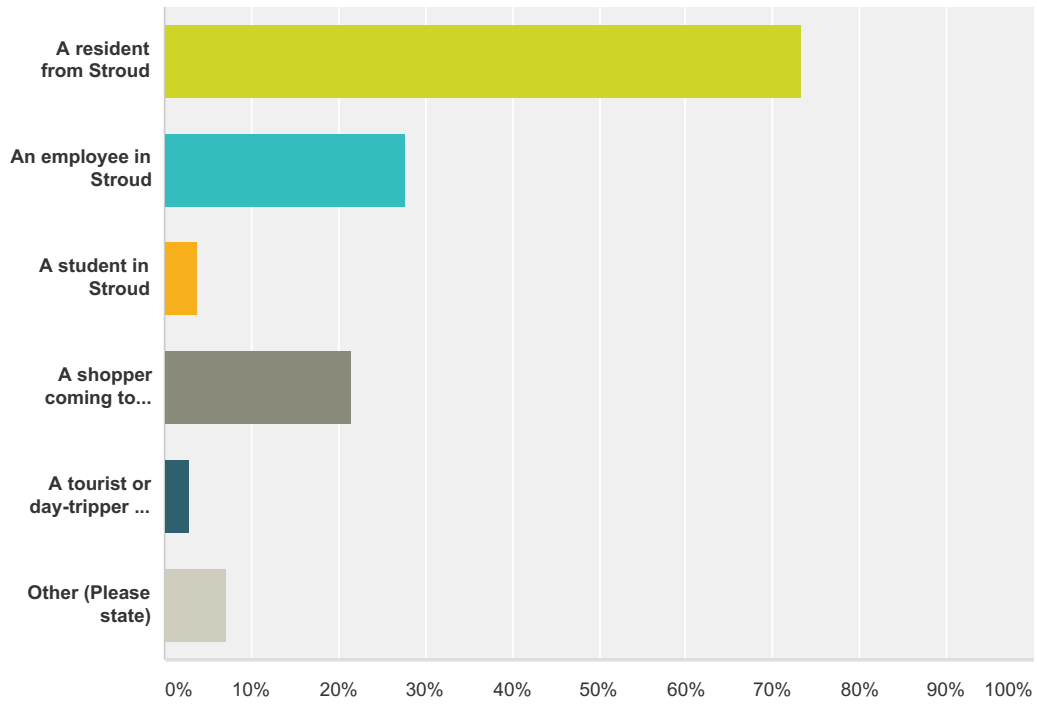


Stroud Railway Station: Forecourt Thoughts!

Q1 Are you: (Tick all that apply)

Answered: 209 Skipped: 1

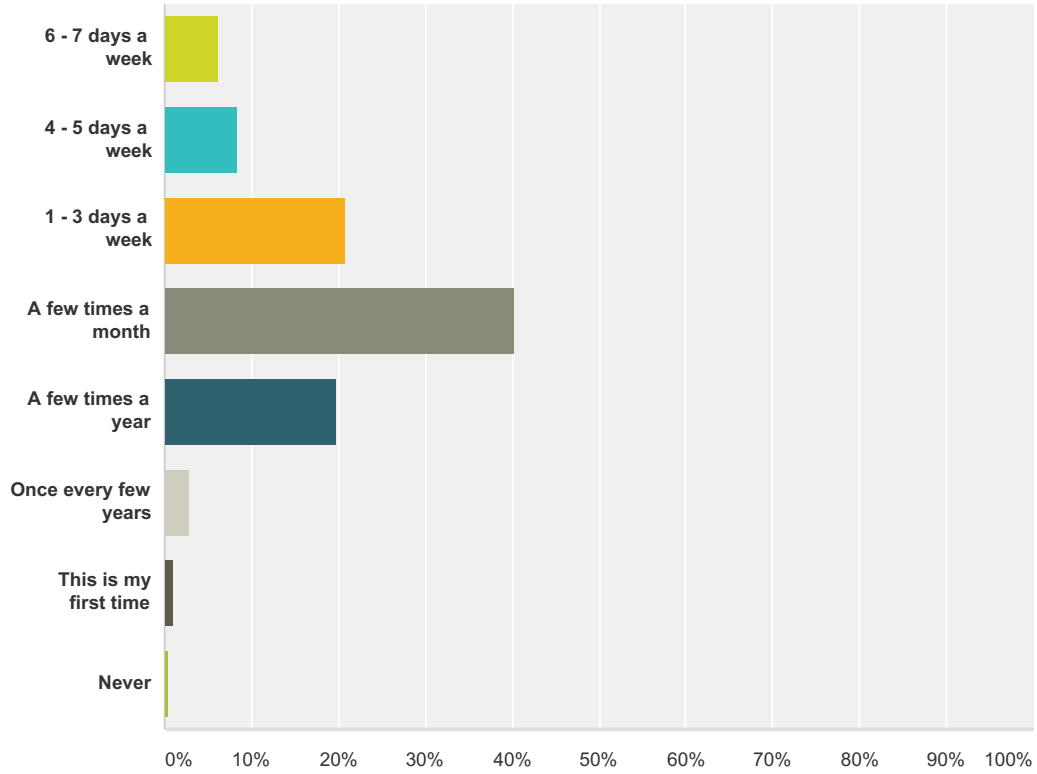


| Answer Choices | Responses | Count |
|------------------------------------|-----------|-------|
| A resident from Stroud | 73.21% | 153 |
| An employee in Stroud | 27.75% | 58 |
| A student in Stroud | 3.83% | 8 |
| A shopper coming to Stroud | 21.53% | 45 |
| A tourist or day-tripper to Stroud | 2.87% | 6 |
| Other (Please state) | 7.18% | 15 |
| Total Respondents: 209 | | |

Stroud Railway Station: Forecourt Thoughts!

Q2 How often do you go through the forecourt at Stroud Railway Station (Tick one box)

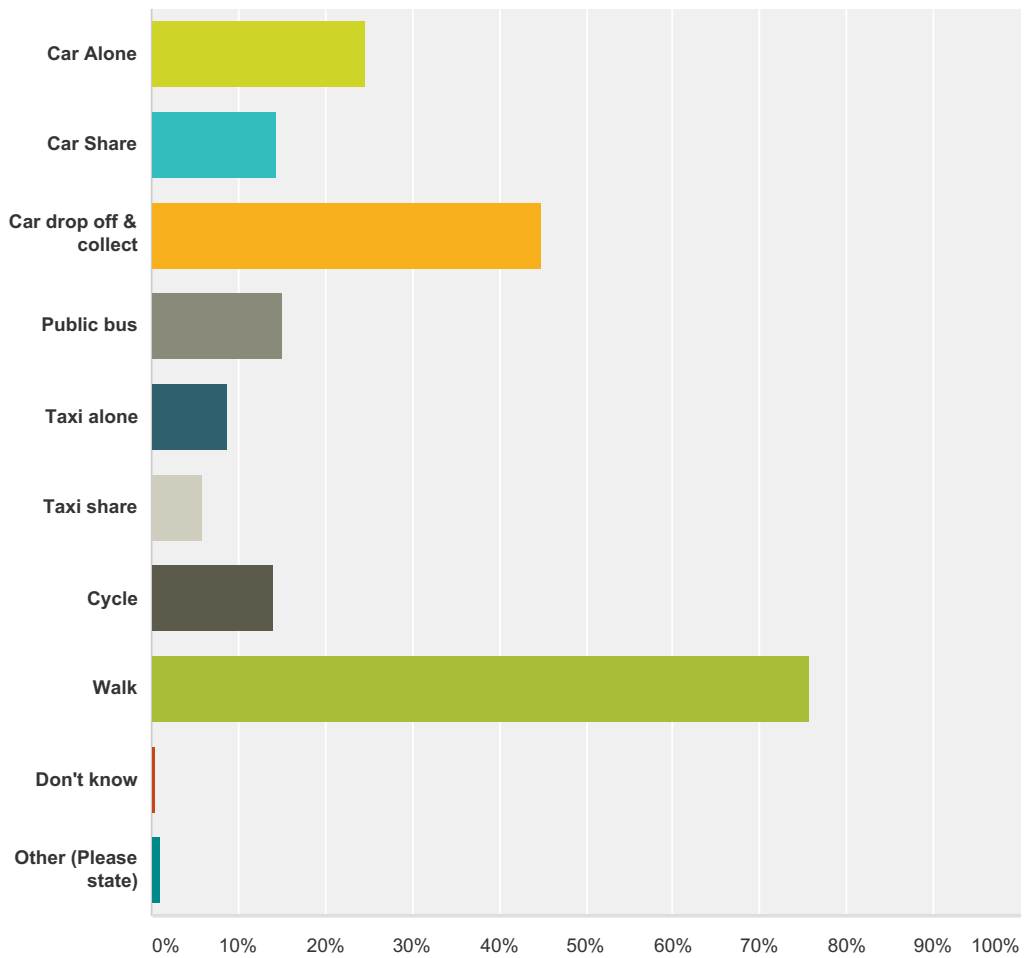
Answered: 206 Skipped: 4



| Answer Choices | Responses |
|-----------------------|------------|
| 6 - 7 days a week | 6.31% 13 |
| 4 - 5 days a week | 8.25% 17 |
| 1 - 3 days a week | 20.87% 43 |
| A few times a month | 40.29% 83 |
| A few times a year | 19.90% 41 |
| Once every few years | 2.91% 6 |
| This is my first time | 0.97% 2 |
| Never | 0.49% 1 |
| Total | 206 |

Q3 How would you think about accessing the forecourt area? (Tick all that apply)

Answered: 207 Skipped: 3

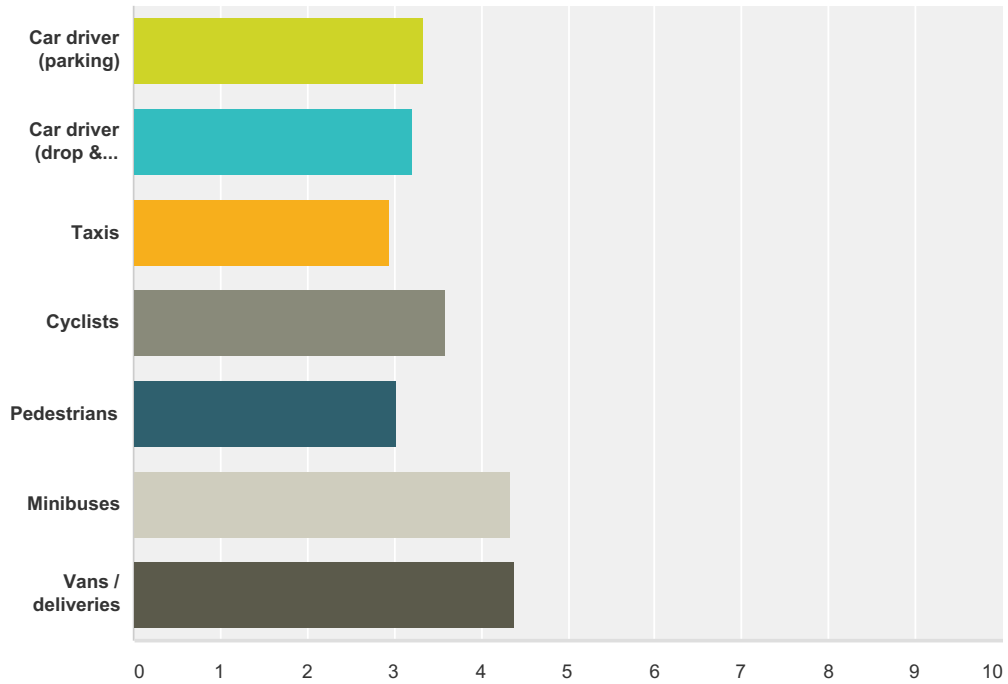


| Answer Choices | Responses | Count |
|-------------------------------|-----------|-------|
| Car Alone | 24.64% | 51 |
| Car Share | 14.49% | 30 |
| Car drop off & collect | 44.93% | 93 |
| Public bus | 14.98% | 31 |
| Taxi alone | 8.70% | 18 |
| Taxi share | 5.80% | 12 |
| Cycle | 14.01% | 29 |
| Walk | 75.85% | 157 |
| Don't know | 0.48% | 1 |
| Other (Please state) | 0.97% | 2 |
| Total Respondents: 207 | | |

Stroud Railway Station: Forecourt Thoughts!

Q4 Based on your experience, or imagination, how well does the forecourt area cater for different access needs?(Tick one box per row)

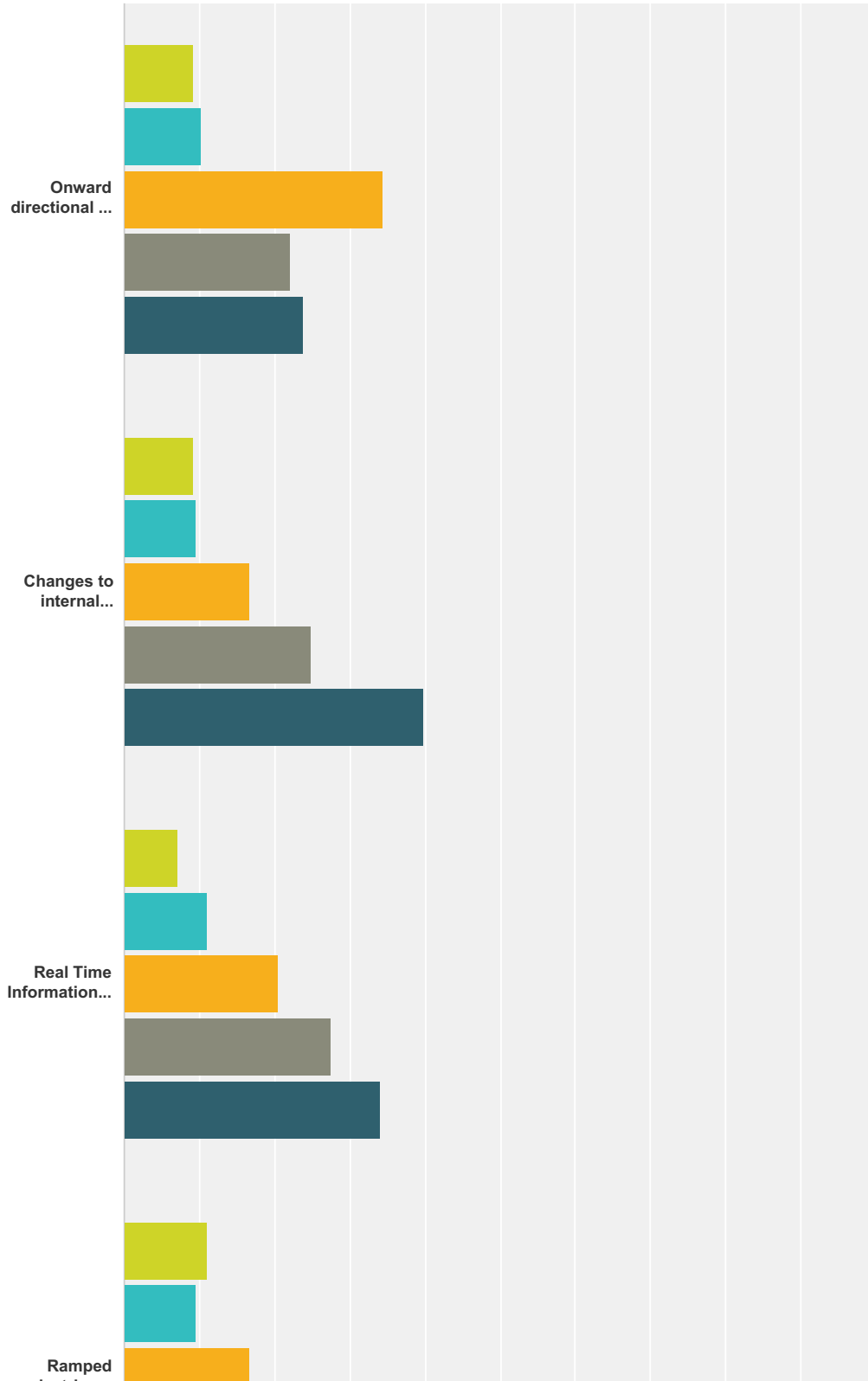
Answered: 210 Skipped: 0



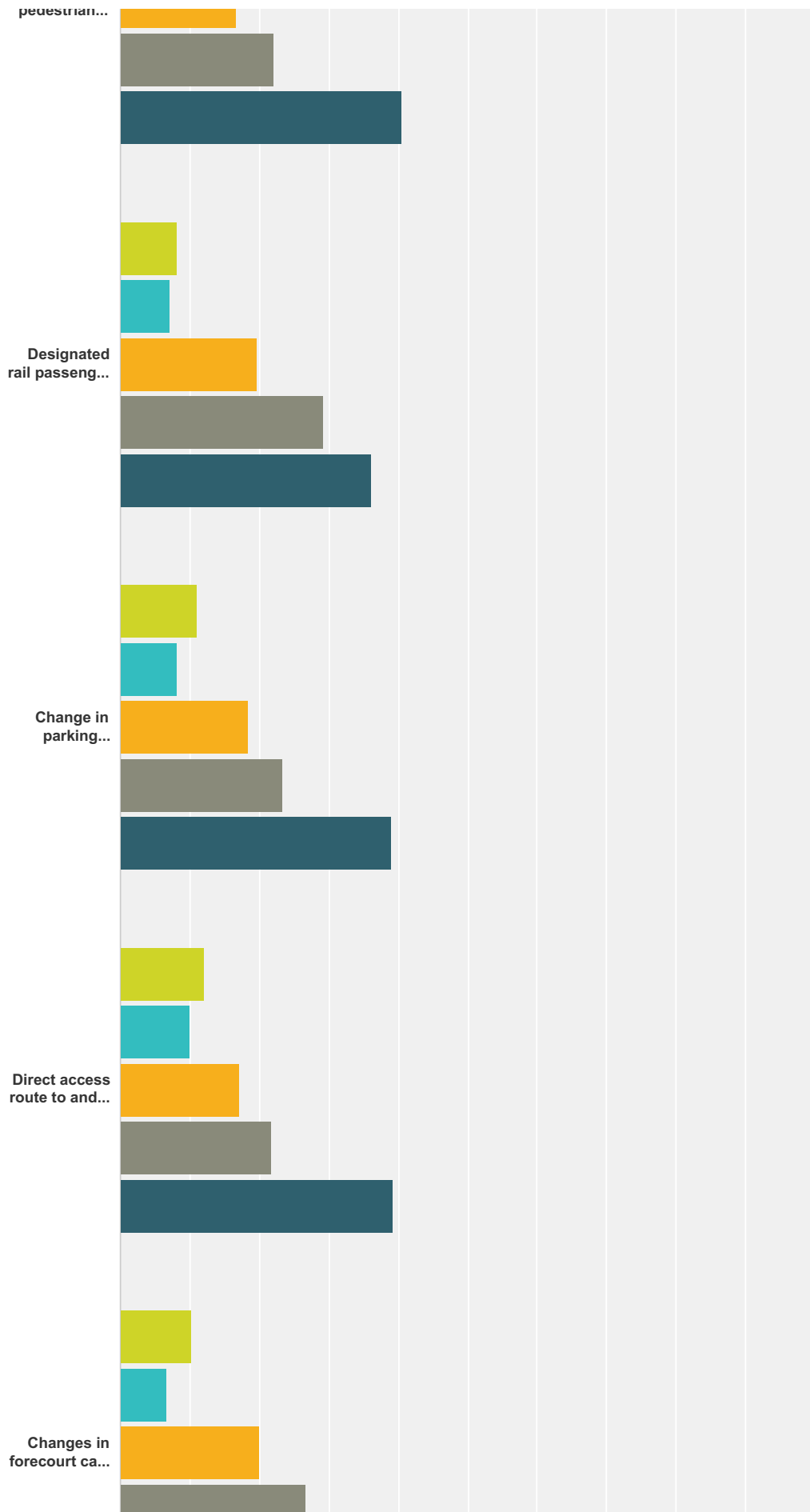
| | Excellent | Very Good | Average | Inadequate | Don't Know | Total | Weighted Average |
|-----------------------------|-------------|--------------|--------------|--------------|---------------|-------|------------------|
| Car driver (parking) | 2.96% 6 | 14.29% 29 | 39.41% 80 | 33.99% 69 | 9.36% 19 | 203 | 3.33 |
| Car driver (drop & collect) | 2.44% 5 | 20.00% 41 | 35.61% 73 | 36.59% 75 | 5.37% 11 | 205 | 3.22 |
| Taxis | 7.84% 16 | 33.33% 68 | 32.84% 67 | 8.33% 17 | 17.65% 36 | 204 | 2.95 |
| Cyclists | 3.47% 7 | 13.37% 27 | 30.69% 62 | 24.26% 49 | 28.22% 57 | 202 | 3.60 |
| Pedestrians | 6.31% 13 | 19.42% 40 | 41.75% 86 | 31.07% 64 | 1.46% 3 | 206 | 3.02 |
| Minibuses | 1.00% 2 | 1.99% 4 | 15.92% 32 | 22.89% 46 | 58.21% 117 | 201 | 4.35 |
| Vans / deliveries | 1.01% 2 | 3.03% 6 | 11.62% 23 | 24.24% 48 | 60.10% 119 | 198 | 4.39 |

Q5 Please rate, on a scale of 1 to 5, the improvements you would like to see for enhancing access in and around the forecourt area (Tick one box per row)

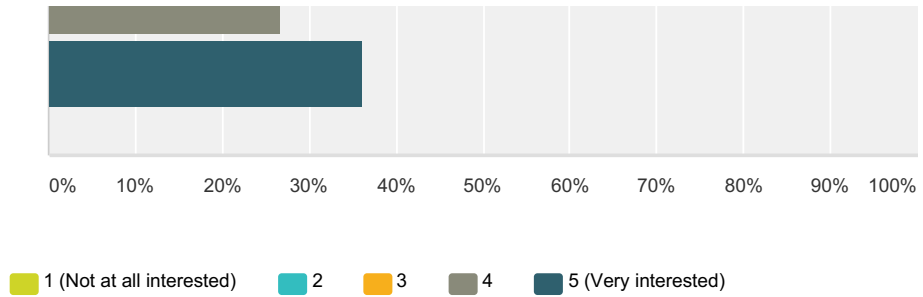
Answered: 208 Skipped: 2



Stroud Railway Station: Forecourt Thoughts!



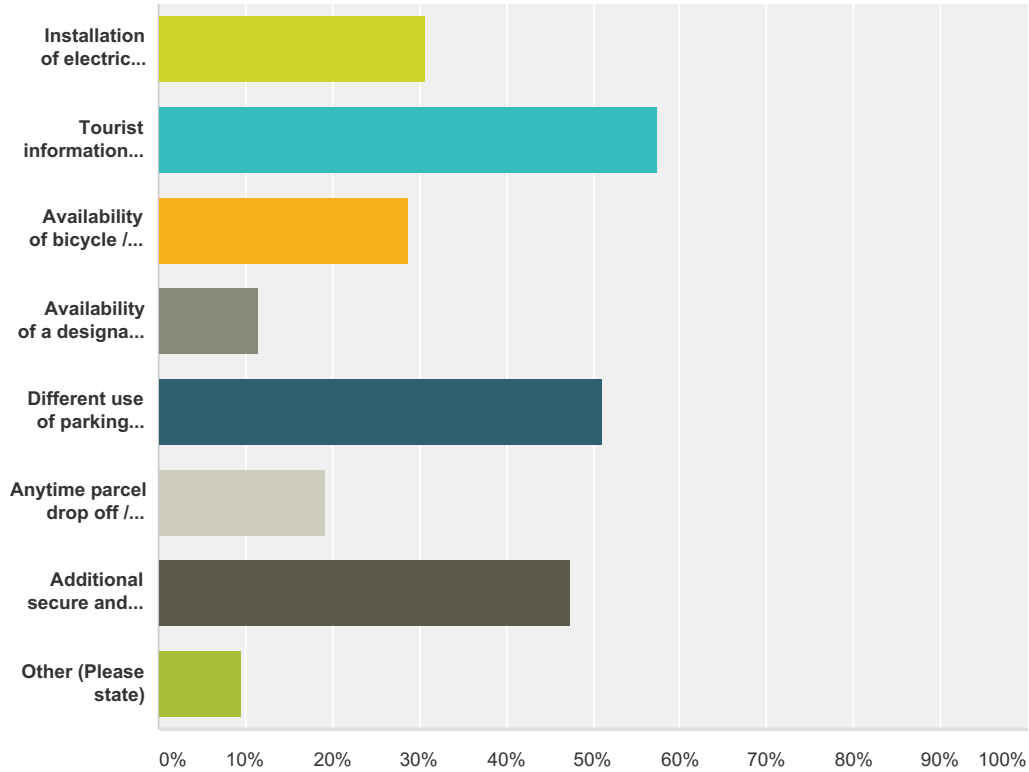
Stroud Railway Station: Forecourt Thoughts!



| | 1 (Not at all interested) | 2 | 3 | 4 | 5 (Very interested) | Total |
|--|---------------------------|--------------|--------------|--------------|---------------------|-------|
| Onward directional and destination information / maps / signage | 9.28% 18 | 10.31% 20 | 34.54% 67 | 22.16% 43 | 23.71% 46 | 194 |
| Changes to internal walkways / pavements and crossing points | 9.09% 18 | 9.60% 19 | 16.67% 33 | 24.75% 49 | 39.90% 79 | 198 |
| Real Time Information displays for buses and trains (at station / cafes / points in town centre) | 7.00% 14 | 11.00% 22 | 20.50% 41 | 27.50% 55 | 34.00% 68 | 200 |
| Ramped pedestrian access bridge across the railway line to Cheapside | 11.11% 22 | 9.60% 19 | 16.67% 33 | 22.22% 44 | 40.40% 80 | 198 |
| Designated rail passenger pick up and drop off points in the area | 8.04% 16 | 7.04% 14 | 19.60% 39 | 29.15% 58 | 36.18% 72 | 199 |
| Change in parking arrangements along Station Road (access road) | 11.17% 22 | 8.12% 16 | 18.27% 36 | 23.35% 46 | 39.09% 77 | 197 |
| Direct access route to and from Brunel Mall Car Park via Goods Shed | 12.06% 24 | 10.05% 20 | 17.09% 34 | 21.61% 43 | 39.20% 78 | 199 |
| Changes in forecourt car parking availability, layout and design | 10.31% 20 | 6.70% 13 | 20.10% 39 | 26.80% 52 | 36.08% 70 | 194 |

Q6 Please choose up to three facilities / services that you would like to see introduced in and around the forecourt area (Please tick three choices)

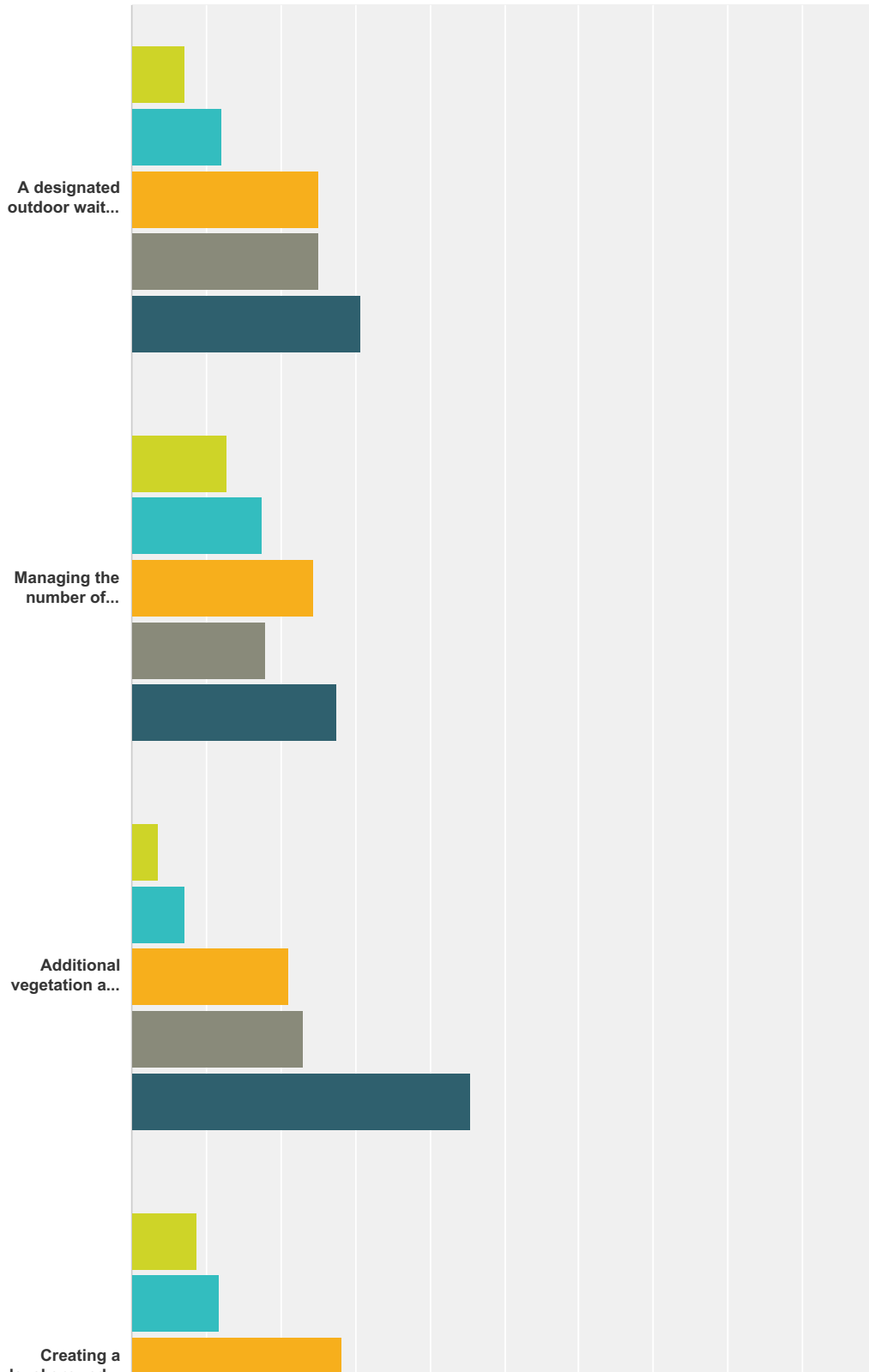
Answered: 209 Skipped: 1



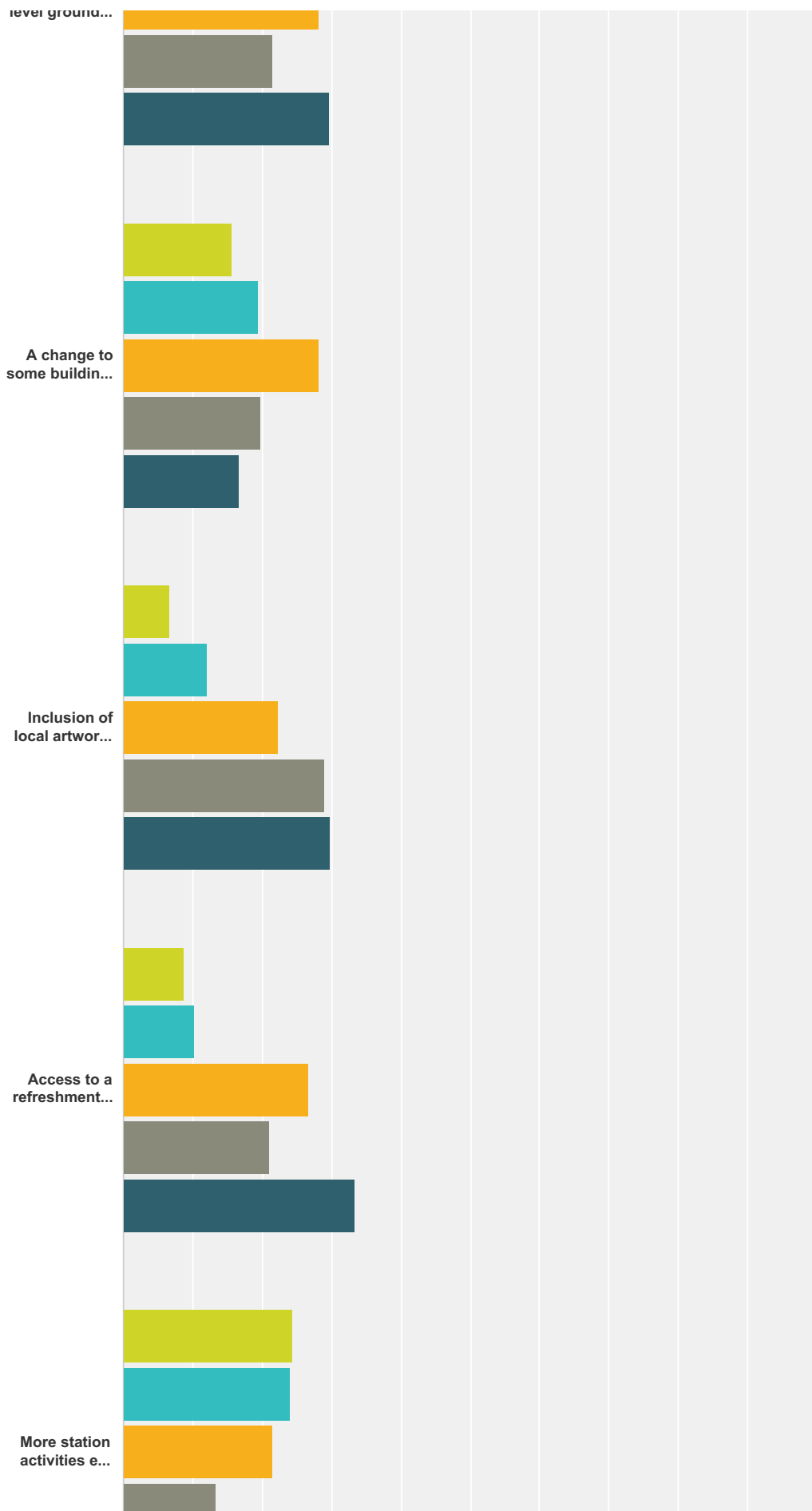
| Answer Choices | Responses |
|---|------------|
| Installation of electric charging points for bikes and vehicles | 30.62% 64 |
| Tourist information displays and community / local information board | 57.42% 120 |
| Availability of bicycle / scooter and wheelchair hire services / provision | 28.71% 60 |
| Availability of a designated car club vehicle or vehicle rental service | 11.48% 24 |
| Different use of parking spaces e.g short and long term stay, car club etc. | 51.20% 107 |
| Anytime parcel drop off / collection point (lockers or service point) | 19.14% 40 |
| Additional secure and sheltered bicycle parking provision | 47.37% 99 |
| Other (Please state) | 9.57% 20 |
| Total Respondents: 209 | |

Q7 How popular, on a scale of 1 to 5, would the following measures be to you for improving the feel and look of the forecourt area (Tick one box per row)

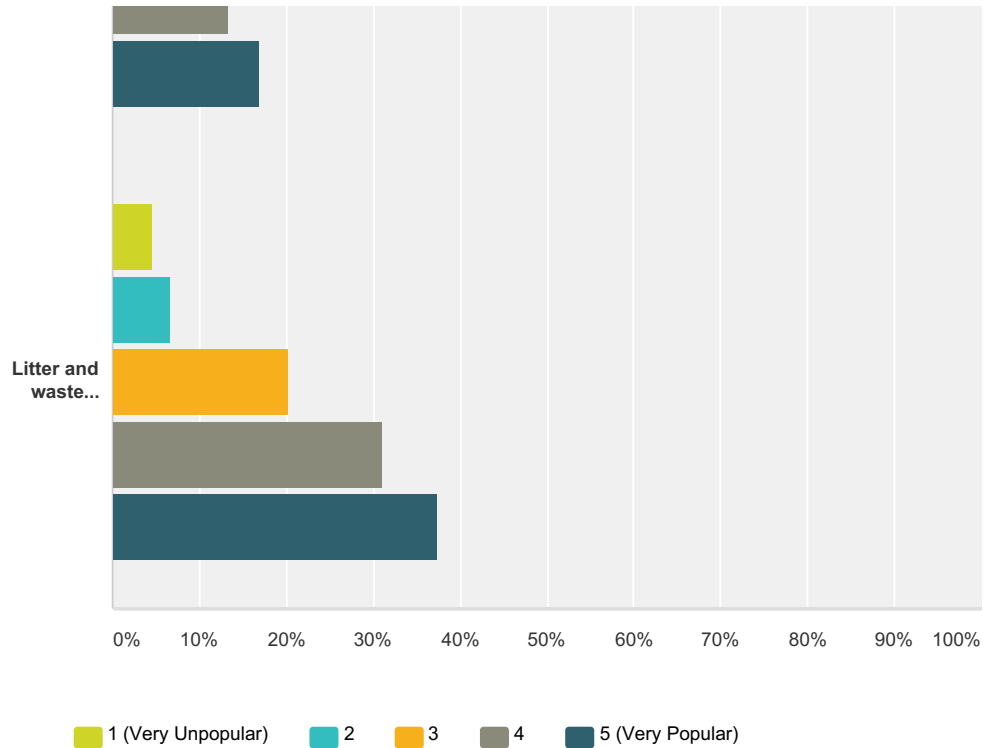
Answered: 208 Skipped: 2



Stroud Railway Station: Forecourt Thoughts!



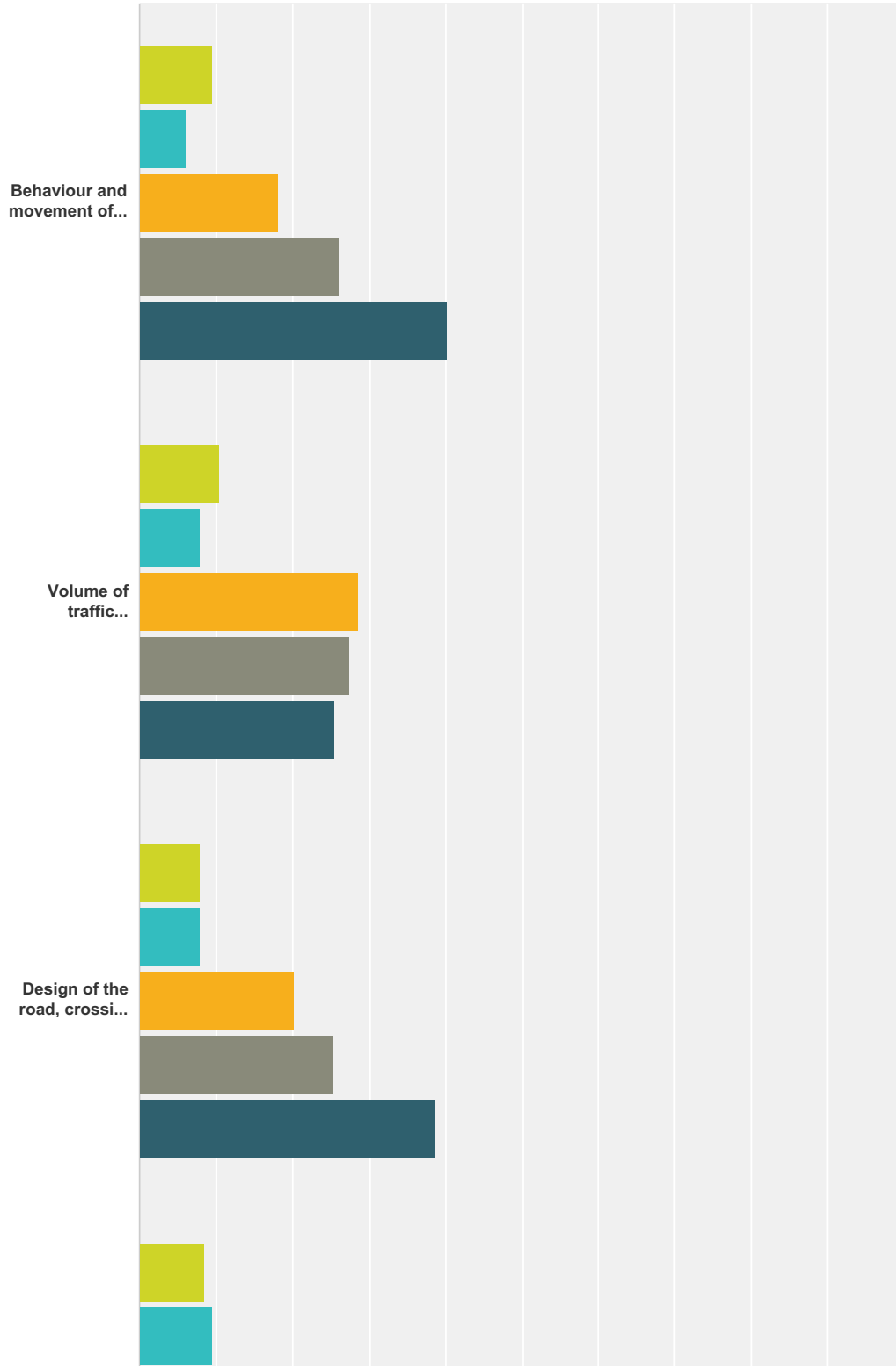
Stroud Railway Station: Forecourt Thoughts!



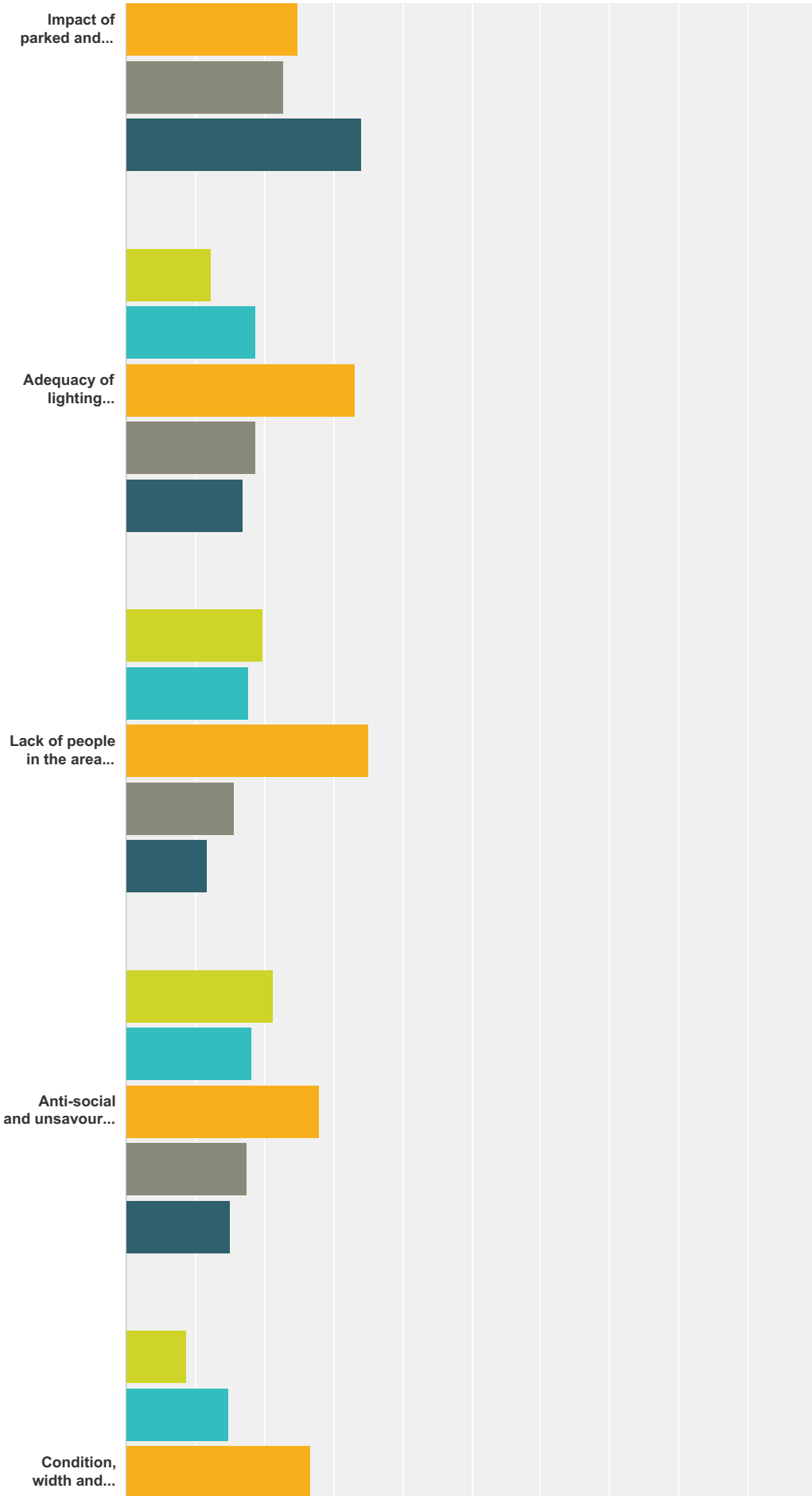
| | 1 (Very Unpopular) | 2 | 3 | 4 | 5 (Very Popular) | Total |
|---|--------------------|--------------|--------------|--------------|------------------|-------|
| A designated outdoor waiting area, with seating, for pedestrians | 7.04% 14 | 12.06% 24 | 25.13% 50 | 25.13% 50 | 30.65% 61 | 199 |
| Managing the number of vehicles entering / exiting during peak times | 12.70% 24 | 17.46% 33 | 24.34% 46 | 17.99% 34 | 27.51% 52 | 189 |
| Additional vegetation and green features e.g planters / small trees | 3.50% 7 | 7.00% 14 | 21.00% 42 | 23.00% 46 | 45.50% 91 | 200 |
| Creating a level ground surface along Station Road (replacing kerbs) | 8.72% 17 | 11.79% 23 | 28.21% 55 | 21.54% 42 | 29.74% 58 | 195 |
| A change to some building facades and to the style of street features | 15.71% 30 | 19.37% 37 | 28.27% 54 | 19.90% 38 | 16.75% 32 | 191 |
| Inclusion of local artwork, sculptures and community design features | 6.60% 13 | 12.18% 24 | 22.34% 44 | 28.93% 57 | 29.95% 59 | 197 |
| Access to a refreshment area within the station forecourt space | 8.72% 17 | 10.26% 20 | 26.67% 52 | 21.03% 41 | 33.33% 65 | 195 |
| More station activities e.g piano, large chess board, water feature | 24.49% 48 | 23.98% 47 | 21.43% 42 | 13.27% 26 | 16.84% 33 | 196 |
| Litter and waste management of nearby fencing and car parking area | 4.66% 9 | 6.74% 13 | 20.21% 39 | 31.09% 60 | 37.31% 72 | 193 |

Q8 How much, on a scale of 1 to 5, do the following issues affect your feelings of personal safety and security in the forecourt area? (Please tick one box per row)

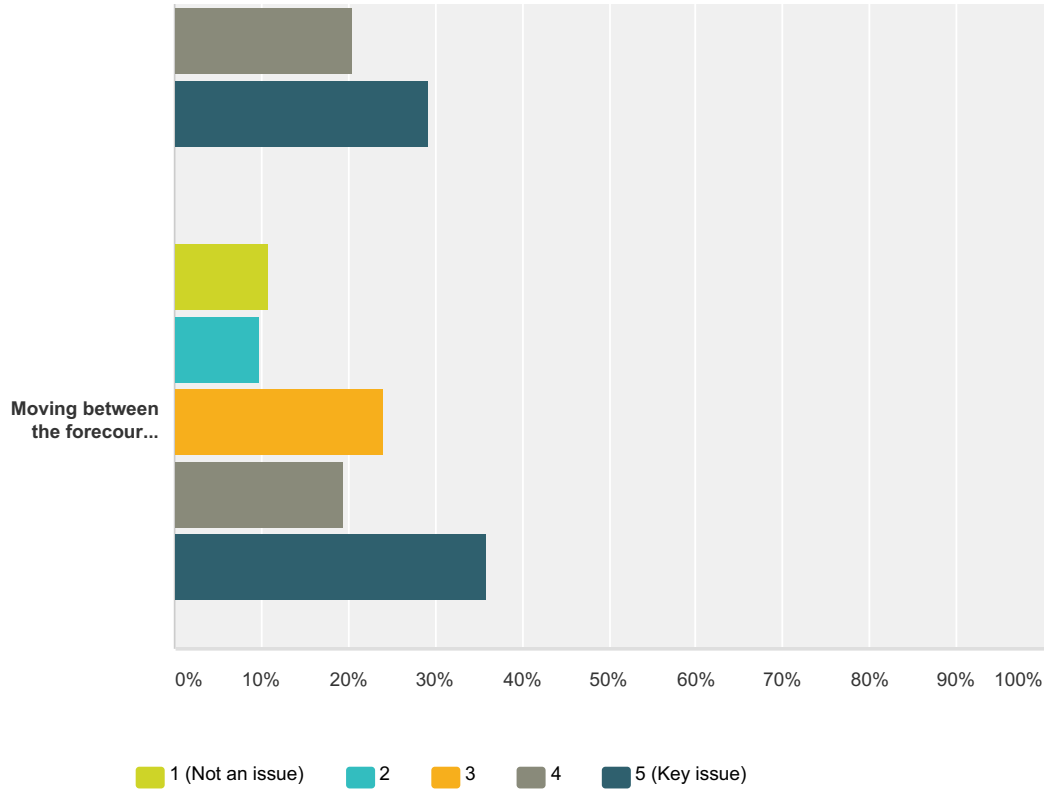
Answered: 209 Skipped: 1



Stroud Railway Station: Forecourt Thoughts!



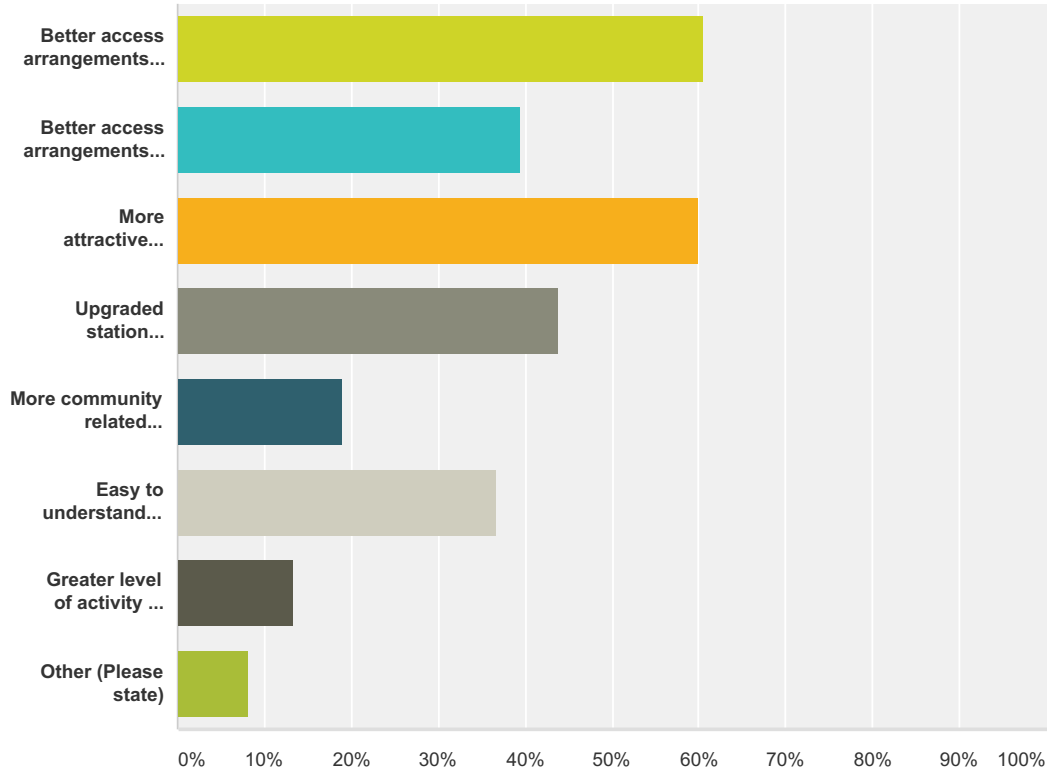
Stroud Railway Station: Forecourt Thoughts!



| | 1 (Not an issue) | 2 | 3 | 4 | 5 (Key issue) | Total |
|--|------------------|--------------|--------------|--------------|---------------|-------|
| Behaviour and movement of vehicles within the forecourt area | 9.55% 19 | 6.03% 12 | 18.09% 36 | 26.13% 52 | 40.20% 80 | 199 |
| Volume of traffic entering and exiting the area at certain times | 10.50% 21 | 8.00% 16 | 28.50% 57 | 27.50% 55 | 25.50% 51 | 200 |
| Design of the road, crossing layout and roundabout feature | 7.92% 16 | 7.92% 16 | 20.30% 41 | 25.25% 51 | 38.61% 78 | 202 |
| Impact of parked and moving vehicles on visibility and sightlines | 8.63% 17 | 9.64% 19 | 24.87% 49 | 22.84% 45 | 34.01% 67 | 197 |
| Adequacy of lighting arrangements and visibility on site | 12.24% 24 | 18.88% 37 | 33.16% 65 | 18.88% 37 | 16.84% 33 | 196 |
| Lack of people in the area during certain times of the day | 19.80% 39 | 17.77% 35 | 35.03% 69 | 15.74% 31 | 11.68% 23 | 197 |
| Anti-social and unsavoury behaviour taking place in the vicinity | 21.24% 41 | 18.13% 35 | 27.98% 54 | 17.62% 34 | 15.03% 29 | 193 |
| Condition, width and standard of pavements / roads within the area | 8.72% 17 | 14.87% 29 | 26.67% 52 | 20.51% 40 | 29.23% 57 | 195 |
| Moving between the forecourt, Station Road and the town centre | 10.77% 21 | 9.74% 19 | 24.10% 47 | 19.49% 38 | 35.90% 70 | 195 |

Q9 Please select up to three types of measures that would enhance your experience of using the station forecourt area (Please tick up to three choices)

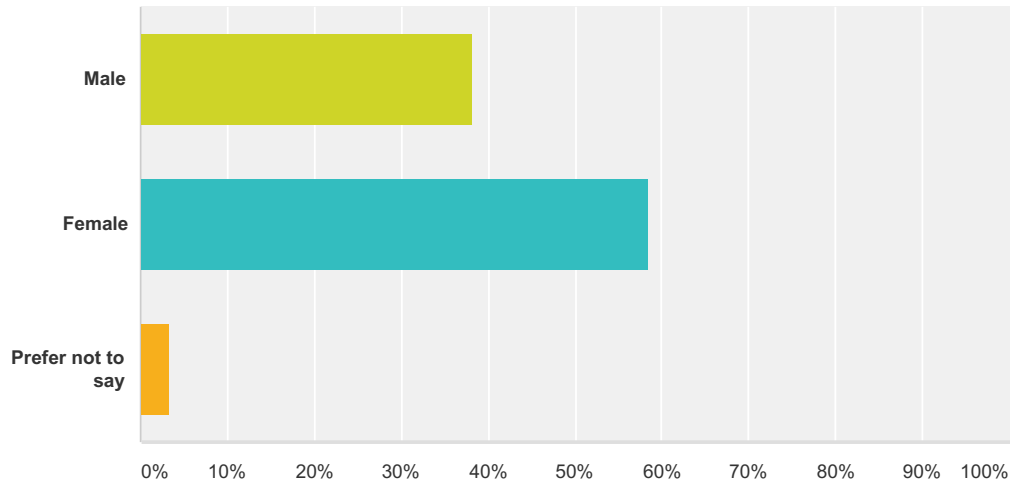
Answered: 210 Skipped: 0



| Answer Choices | Responses |
|---|------------|
| Better access arrangements for pedestrians and cyclists | 60.48% 127 |
| Better access arrangements for vehicles staying long and short term | 39.52% 83 |
| More attractive environment and space for the public to enjoy | 60.00% 126 |
| Upgraded station facilities and services in the immediate area | 43.81% 92 |
| More community related activity and projects taking place | 19.05% 40 |
| Easy to understand onward travel advice and local information | 36.67% 77 |
| Greater level of activity and people spending time in the area | 13.33% 28 |
| Other (Please state) | 8.10% 17 |
| Total Respondents: 210 | |

Q10 Are you a: (Please tick one option)

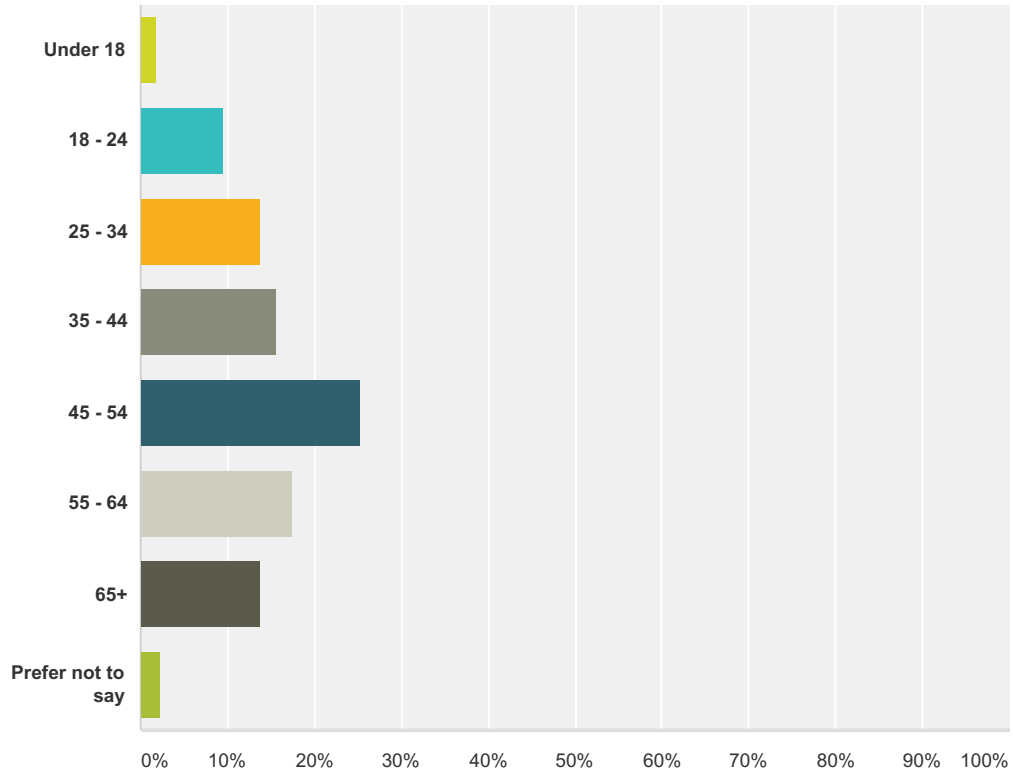
Answered: 209 Skipped: 1



| Answer Choices | Responses |
|-------------------|------------|
| Male | 38.28% 80 |
| Female | 58.37% 122 |
| Prefer not to say | 3.35% 7 |
| Total | 209 |

Q11 Age group (Please tick one option)

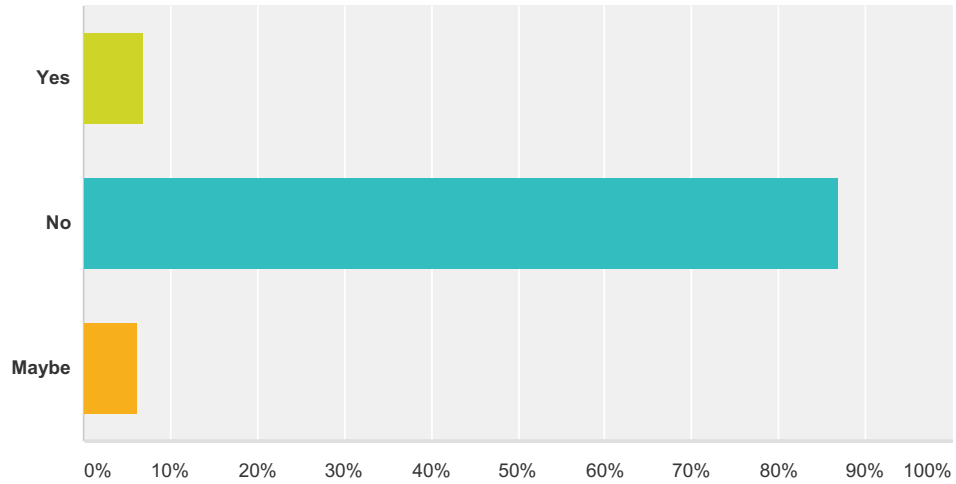
Answered: 210 Skipped: 0



| Answer Choices | Responses |
|-------------------|------------|
| Under 18 | 1.90% 4 |
| 18 - 24 | 9.52% 20 |
| 25 - 34 | 13.81% 29 |
| 35 - 44 | 15.71% 33 |
| 45 - 54 | 25.24% 53 |
| 55 - 64 | 17.62% 37 |
| 65+ | 13.81% 29 |
| Prefer not to say | 2.38% 5 |
| Total | 210 |

Q12 Are you in a situation where you may find it difficult to move in and around the station area?

Answered: 205 Skipped: 5



| Answer Choices | Responses |
|----------------|------------|
| Yes | 6.83% 14 |
| No | 86.83% 178 |
| Maybe | 6.34% 13 |
| Total | 205 |

Stroud Railway Station: Forecourt Thoughts!

**Q13 Please state your full home postcode
(e.g GL52 7UB)**

Answered: 202 Skipped: 8

Q14 Please describe how your experience of using the station forecourt area could be improved in the future

Answered: 126 Skipped: 84